

Run Date:04/08/24 03:39 PM

0011 Precinct 11

	TOTAL VOTES	%	Absentee	Early Vot	Election
REGISTERED VOTERS - TOTAL . . . . .	747				
BALLOTS CAST - TOTAL . . . . .	173		86	39	48
BALLOTS CAST - Republican . . . . .	173	100.00	86	39	48
BALLOTS CAST - NONPARTISAN . . . . .	0				
BALLOTS CAST - BLANK . . . . .	0				
VOTER TURNOUT - TOTAL . . . . .		23.16			
VOTER TURNOUT - BLANK . . . . .					

Run Date:04/08/24 03:39 PM

0011 Precinct 11

	TOTAL VOTES	%	Absentee	Early Vot	Election
President / Presidente (VOTE FOR) 1					
Ryan L. Binkley . . . . .	0				
Chris Christie. . . . .	1	.58			
Ron DeSantis . . . . .	4	2.31			
Nikki R. Haley. . . . .	35	20.23			
Asa Hutchinson. . . . .	0				
Vivek Ramaswamy . . . . .	0				
Donald J. Trump . . . . .	133	76.88	55	32	46
Over Votes . . . . .	0				
Under Votes . . . . .	0				




Run Date:04/08/24 03:39 PM

0012 Precinct 12

	TOTAL VOTES	%	Absentee	Early Vot	Election
REGISTERED VOTERS - TOTAL . . . . .	20				
BALLOTS CAST - TOTAL . . . . .	3				
BALLOTS CAST - Republican . . . . .	3	100.00			
BALLOTS CAST - NONPARTISAN . . . . .	0				
BALLOTS CAST - BLANK . . . . .	0				
VOTER TURNOUT - TOTAL . . . . .		15.00			
VOTER TURNOUT - BLANK . . . . .					

Run Date:04/08/24 03:39 PM

0012 Precinct 12

	TOTAL VOTES	%	Absentee	Early Vot	Election
President / Presidente (VOTE FOR) 1					
Ryan L. Binkley . . . . .	0				
Chris Christie. . . . .	1	33.33			
Ron DeSantis . . . . .	0				
Nikki R. Haley. . . . .	0				
Asa Hutchinson. . . . .	0				
Vivek Ramaswamy . . . . .	0				
Donald J. Trump . . . . .	2	66.67			
Over Votes . . . . .	0				
Under Votes . . . . .	0				

Run Date:04/08/24 03:39 PM

0013 Precinct 13

	TOTAL VOTES	%	Absentee	Early Vot	Election
REGISTERED VOTERS - TOTAL . . . . .	2,032				
BALLOTS CAST - TOTAL . . . . .	425		187	56	182
BALLOTS CAST - Republican . . . . .	425	100.00	187	56	182
BALLOTS CAST - NONPARTISAN . . . . .	0				
BALLOTS CAST - BLANK . . . . .	0				
VOTER TURNOUT - TOTAL . . . . .		20.92			
VOTER TURNOUT - BLANK . . . . .					

Run Date:04/08/24 03:39 PM

0013 Precinct 13

	TOTAL VOTES	%	Absentee	Early Vot	Election
President / Presidente (VOTE FOR) 1					
Ryan L. Binkley . . . . .	0				
Chris Christie. . . . .	0				
Ron DeSantis . . . . .	6	1.41			
Nikki R. Haley. . . . .	33	7.76			
Asa Hutchinson. . . . .	2	.47			
Vivek Ramaswamy . . . . .	0				
Donald J. Trump . . . . .	384	90.35	158	50	176
Over Votes . . . . .	0				
Under Votes . . . . .	0				




Run Date:04/08/24 03:39 PM

0014 Precinct 14

	TOTAL VOTES	%	Absentee	Early Vot	Election
REGISTERED VOTERS - TOTAL . . . . .	348				
BALLOTS CAST - TOTAL . . . . .	73		33		
BALLOTS CAST - Republican . . . . .	73	100.00	33		
BALLOTS CAST - NONPARTISAN. . . . .	0				
BALLOTS CAST - BLANK. . . . .	0				
VOTER TURNOUT - TOTAL . . . . .		20.98			
VOTER TURNOUT - BLANK . . . . .					

Run Date:04/08/24 03:39 PM

0014 Precinct 14

	TOTAL VOTES	%	Absentee	Early Vot	Election
President / Presidente (VOTE FOR) 1					
Ryan L. Binkley . . . . .	0				
Chris Christie. . . . .	1	1.37			
Ron DeSantis . . . . .	2	2.74			
Nikki R. Haley. . . . .	5	6.85			
Asa Hutchinson. . . . .	0				
Vivek Ramaswamy . . . . .	0				
Donald J. Trump . . . . .	65	89.04			
Over Votes . . . . .	0				
Under Votes . . . . .	0				






Run Date:04/08/24 03:39 PM

0015 Precinct 15

	TOTAL VOTES	%	Absentee	Early Vot	Election
REGISTERED VOTERS - TOTAL . . . . .	129				
BALLOTS CAST - TOTAL . . . . .	18				
BALLOTS CAST - Republican . . . . .	18	100.00			
BALLOTS CAST - NONPARTISAN . . . . .	0				
BALLOTS CAST - BLANK . . . . .	0				
VOTER TURNOUT - TOTAL . . . . .		13.95			
VOTER TURNOUT - BLANK . . . . .					

Run Date:04/08/24 03:39 PM

0015 Precinct 15

	TOTAL VOTES	%	Absentee	EarLy Vot	Election
President / Presidente (VOTE FOR) 1					
Ryan L. Binkley . . . . .	0				
Chris Christie. . . . .	0				
Ron DeSantis . . . . .	0				
Nikki R. Haley. . . . .	3	16.67			
Asa Hutchinson. . . . .	0				
Vivek Ramaswamy . . . . .	0				
Donald J. Trump . . . . .	15	83.33			
Over Votes . . . . .	0				
Under Votes . . . . .	0				

Run Date:04/08/24 03:39 PM

0016 Precinct 16

	TOTAL VOTES	%	Absentee	Early Vot	Election
REGISTERED VOTERS - TOTAL . . . . .	2,800				
BALLOTS CAST - TOTAL . . . . .	792		403	176	213
BALLOTS CAST - Republican . . . . .	792	100.00	403	176	213
BALLOTS CAST - NONPARTISAN . . . . .	0				
BALLOTS CAST - BLANK . . . . .	0				
VOTER TURNOUT - TOTAL . . . . .		28.29			
VOTER TURNOUT - BLANK . . . . .					

Run Date:04/08/24 03:39 PM

0016 Precinct 16

	TOTAL VOTES	%	Absentee	Early Vot	Election
President / Presidente (VOTE FOR) 1					
Ryan L. Binkley . . . . .	0				
Chris Christie. . . . .	3	.38			
Ron DeSantis . . . . .	21	2.65			
Nikki R. Haley. . . . .	115	14.52	80		
Asa Hutchinson. . . . .	0				
Vivek Ramaswamy . . . . .	1	.13			
Donald J. Trump . . . . .	652	82.32	313	150	189
Over Votes . . . . .	0				
Under Votes . . . . .	0				

Run Date:04/08/24 03:39 PM

0017 Precinct 17

	TOTAL VOTES	%	Absentee	Early Vot	Election
REGISTERED VOTERS - TOTAL . . . . .	2,456				
BALLOTS CAST - TOTAL . . . . .	645		387	101	157
BALLOTS CAST - Republican . . . . .	645	100.00	387	101	157
BALLOTS CAST - NONPARTISAN . . . . .	0				
BALLOTS CAST - BLANK . . . . .	1	.16			
VOTER TURNOUT - TOTAL . . . . .		26.26			
VOTER TURNOUT - BLANK . . . . .		.04			

Run Date:04/08/24 03:39 PM

0017 Precinct 17

	TOTAL VOTES	%	Absentee	Early Vot	Election
President / Presidente (VOTE FOR) 1					
Ryan L. Binkley . . . . .	0				
Chris Christie. . . . .	6	.93			
Ron DeSantis . . . . .	28	4.35			
Nikki R. Haley. . . . .	156	24.22	124		
Asa Hutchinson. . . . .	2	.31			
Vivek Ramaswamy . . . . .	0				
Donald J. Trump . . . . .	452	70.19	237	80	135
Over Votes . . . . .	0				
Under Votes . . . . .	1				

Run Date:04/08/24 03:39 PM

0018 Precinct 18

	TOTAL VOTES	%	Absentee	Early Vot	Election
REGISTERED VOTERS - TOTAL . . . . .	1,956				
BALLOTS CAST - TOTAL . . . . .	489		252	120	117
BALLOTS CAST - Republican . . . . .	489	100.00	252	120	117
BALLOTS CAST - NONPARTISAN. . . . .	0				
BALLOTS CAST - BLANK. . . . .	0				
VOTER TURNOUT - TOTAL . . . . .		25.00			
VOTER TURNOUT - BLANK . . . . .					

Run Date:04/08/24 03:39 PM

0018 Precinct 18

	TOTAL VOTES	%	Absentee	Early Vot	Election
President / Presidente (VOTE FOR) 1					
Ryan L. Binkley . . . . .	2	.41			
Chris Christie. . . . .	8	1.64			
Ron DeSantis . . . . .	7	1.43			
Nikki R. Haley. . . . .	89	18.20	75		
Asa Hutchinson. . . . .	0				
Vivek Ramaswamy . . . . .	0				
Donald J. Trump . . . . .	383	78.32	169	109	105
Over Votes . . . . .	0				
Under Votes . . . . .	0				



Run Date:04/08/24 03:39 PM

0019 Precinct 19

	TOTAL VOTES	%	Absentee	Early Vot	Election
REGISTERED VOTERS - TOTAL . . . . .	5,436				
BALLOTS CAST - TOTAL . . . . .	1,471		889	226	356
BALLOTS CAST - Republican . . . . .	1,471	100.00	889	226	356
BALLOTS CAST - NONPARTISAN. . . . .	0				
BALLOTS CAST - BLANK. . . . .	1	.07			
VOTER TURNOUT - TOTAL . . . . .		27.06			
VOTER TURNOUT - BLANK . . . . .		.02			

Run Date:04/08/24 03:39 PM

0019 Precinct 19

	TOTAL VOTES	%	Absentee	Early Vot	Election
President / Presidente (VOTE FOR) 1					
Ryan L. Binkley . . . . .	0				
Chris Christie. . . . .	19	1.29			
Ron DeSantis . . . . .	40	2.72			
Nikki R. Haley. . . . .	268	18.23	234		
Asa Hutchinson. . . . .	1	.07			
Vivek Ramaswamy . . . . .	4	.27			
Donald J. Trump . . . . .	1,138	77.41	608	208	322
Over Votes . . . . .	0				
Under Votes . . . . .	1				

Run Date:04/08/24 03:39 PM

0020 Precinct 20

	TOTAL VOTES	%	Absentee	Early Vot	Election
REGISTERED VOTERS - TOTAL . . . . .	1,897				
BALLOTS CAST - TOTAL . . . . .	406		197	79	130
BALLOTS CAST - Republican . . . . .	406	100.00	197	79	130
BALLOTS CAST - NONPARTISAN . . . . .	0				
BALLOTS CAST - BLANK . . . . .	1	.25			
VOTER TURNOUT - TOTAL . . . . .		21.40			
VOTER TURNOUT - BLANK . . . . .		.05			

Run Date:04/08/24 03:39 PM

0020 Precinct 20

	TOTAL VOTES	%	Absentee	Early Vot	Election
President / Presidente (VOTE FOR) 1					
Ryan L. Binkley . . . . .	0				
Chris Christie. . . . .	9	2.22			
Ron DeSantis . . . . .	18	4.44			
Nikki R. Haley. . . . .	56	13.83	37		
Asa Hutchinson. . . . .	0				
Vivek Ramaswamy . . . . .	0				
Donald J. Trump . . . . .	322	79.51	148	65	109
Over Votes . . . . .	0				
Under Votes . . . . .	1				